




CAVI LAN DI CATEGORIA 7 (600 MHz) E 7A (1000 MHz) PER CABLAGGIO ORIZZONTALE E "AREA DI LAVORO"
SERIE DTB-Y/DTB-H
LAN CABLES CAT 7 (600 MHz) AND 7A (1000 MHz) FOR HORIZONTAL AND WORK-AREA CABLING
DTB-Y/DTB-H SERIES

POSA FISSA INTERNA – FIXED INSTALLATION (INDOOR ONLY)

ARTICOLO / ARTICLE	DTB-Y C-7 S/FTP 4x2x23/1AWG (0,26 mm ²)	DTB-H C-7 FLEX S/FTP 4x2x26/7AWG (0,14 mm ²)	DTB-H C-7A S/FTP LSZH 4x2x22/1AWG (0,34 mm ²)
codice / part number	0502715	0505315	0502714
			
APPLICAZIONE/APPLICATION	reti LAN di CAT.7 e 7A per applicazioni 10GBASE-T/10Gigabit Ethernet™ (Classe F e F-A) LAN CAT.7 - 7A networks for applications 10GBASE-T/10Gigabit Ethernet™ (F and F-A Class)	reti LAN di CAT.7 e 7A per applicazioni 10GBASE-T/10Gigabit Ethernet™ (Classe F e F-A) LAN CAT.7 - 7A networks for applications 10GBASE-T/10Gigabit Ethernet™ (F and F-A Class)	reti LAN di CAT.7 e 7A per applicazioni 10GBASE-T/10Gigabit Ethernet™ (Classe F e F-A) LAN CAT.7 - 7A networks for applications 10GBASE-T/10Gigabit Ethernet™ (F and F-A Class)

CONSTRUZIONE / CONSTRUCTION

conduttore / conductor	Cu - 1x0,57mm Ø (23/1AWG)	Cu - 7x0,16mm Ø (26/7AWG)	Cu - 7x0,22mm Ø (23/7AWG)
isolamento / insulation	PEE	PEE	PEE
colorazione e formazione coppia / pair colors and assembly	(1) bianco+blu / white+blue (2) bianco+arancio / white+orange (3) bianco+verde / white+green (4) bianco+marrone / white+brown	(1) bianco+blu / white+blue (2) bianco+arancio / white+orange (3) bianco+verde / white+green (4) bianco+marrone / white+brown	(1) bianco+blu / white+blue (2) bianco+arancio / white+orange (3) bianco+verde / white+green (4) bianco+marrone / white+brown
schermatura su singole coppie / single pair shield	nastro AL/PET AL/PET tape	nastro AL/PET AL/PET tape	nastro AL/PET AL/PET tape
schermatura globale / global shield	treccia CuSn (k ≥ 50%) CuSn braid (k ≥ 50%)	treccia CuSn (k ≥ 65%) CuSn braid (k ≥ 65%)	treccia CuSn (k ≥ 60%) CuSn braid (k ≥ 60%)
guaina esterna / outer jacket	FR- PVC Ø 8,0 mm colore grigio RAL7032 / gray RAL7032	mescola FRNC-LSZH Ø 6,60 mm colore arancio RAL2003 / orange RAL2003	mescola FRNC-LSZH Ø 9,00 mm colore bianco RAL 9018 / white RAL9018
peso indicativo / approx. weight	69 kg/km	52 kg/km	92 kg/km

PROPRIETÀ ELETTRICHE E TRASMISSIVE [@ 20°C] / ELECTRICAL AND TRANSMITTING PROPERTIES [@ 20°C]

resistenza conduttore Rc (max) / Rc conductor resistance (max)	7,45 Ω/100m				14,3 Ω/100m				5,70 Ω/100m			
capacità coppia / pair capacitance	42 pF/m				43 pF/m				42 pF/m			
impedenza / impedance	100 Ω ± 15 Ω (1÷100 MHz) 100 Ω ± 18 Ω (100÷250 MHz) 100 Ω ± 25 Ω (250÷600 MHz)				100 Ω ± 15 Ω (1÷100 MHz) 100 Ω ± 18 Ω (100÷250 MHz) 100 Ω ± 25 Ω (250÷600 MHz)				100 Ω ± 15 Ω (1÷600 MHz) 100 Ω ± 22 Ω (600÷1000 MHz)			
velocità e tempo di propagazione / propagation speed and time	75 % 460 nsec/100m (@ 100MHz)				75 % 470 nsec/100m (@ 100MHz)				75 % 460 nsec/100m (@ 100MHz)			
differenza tempi propagazione / difference between propagation times	15 nsec/100m (@ 100MHz)				16 nsec/100m max.				15 nsec/100m max.			
parametri trasmissivi / transmitting parameters	ATTEN. [dB/100m]	PS-NEXT [dB]	PS-ELFEXT [dB/100m]	RL [dB]	ATTEN. [dB/100m]	PS-NEXT [dB]	PS-ELFEXT [dB/100m]	RL [dB]	ATTEN. [dB/100m]	PS-NEXT [dB]	PS-ELFEXT [dB/100m]	RL [dB]
@ 4 MHz	3,4	> 95	> 85	30	5,4	> 95	93	30	2,9	> 95	> 75	32
@ 31,25 MHz	9,7	89	82	33	14,5	89	77	33	8,5	> 95	71	30
@ 62,5 MHz	14,0	87	77	30	20,7	87	72	30	12,3	> 95	66	29
@ 100 MHz	17,8	85	74	28	26,7	85	65	28	15,5	95	62	27
@ 155 MHz	22,4	83	70	26	33,7	83	59	25	20,1	95	60	27
@ 600 MHz	45,3	74	46	22	68,0	74	39	20	42,8	87	47	22
@ 1000 MHz									55,7	76	41	19
impedenza di trasferimento / transfer impedance	30 mΩ/m @10 MHz 150 mΩ/m @ 30 MHz				30 mΩ/m @10 MHz 150 mΩ/m @ 30 MHz				10 mΩ/m @ 10 MHz 30 mΩ/m @ 30 MHz			
resistenza d'isolamento (min.) / insulation resistance (min.)	5,0 GΩxkm				5,0 GΩxkm				5,0 GΩxkm			
tensione operativa (max) / operating voltage (max)	125 V non per uso potenza / not for power purposes				125 V non per uso potenza / not for power purposes				125 V non per uso potenza / not for power purposes			

ALTRE PROPRIETÀ / OTHER PROPERTIES

temperatura di funzionamento / operating temperature range	-20°C / +75°C	-20°C / +75°C	-40°C / +80°C
calore rilasciato da combustione / heat released upon combustion	907 MJ/km (0,251 kWh/m)	559 MJ/km (0,155 kWh/m)	897 MJ/km (0,249 kWh/m)
raggio min. di piegatura / min. bending radius	10 x Ø esterno cavo 10 x outer cable Ø	8 x Ø esterno cavo 8 x outer cable Ø	10 x Ø esterno cavo 10 x outer cable Ø
standard di riferimento / reference standard	• EN 50288-4-1 • IEC 61156-5 • TIA/EIA 568 C.2 • EN / IEC 60332-1 (serie) • CEI UNEL 36762	• EN 50288-4-2 • IEC 61156-5 • TIA/EIA 568 C.2 • EN / IEC 60332-1 (serie) • CEI UNEL 36762 • EN 61034-2/A2:2020 • EN 60754-2/A1:2020	• EN / IEC 60332-1 (serie) • IEC 60332-3-10/24 • EN 61034-2/A2:2020 • EN 60754-2/A1:2020 • IEC 61156-5 • EN 50288-9-1 • CEI UNEL 36762
coesistenza / installation with energy cables	• ammessa con cavi per sistemi di I categoria aventi marcatura 450/750V e 0,6/1 kV utilizzati per sistemi a tensione nominale verso terra (U ₀) fino a 400 V / suitable for installation with 450/750V and 0,6/1kV energy cables		
imballi disponibili / packaging	• 1000m / 500m (bobina / drums)	• 1000m / 500m (bobina / drums)	• 1000m / 500m (bobina / drums)
varianti costruttive / other versions	• DTB-H (guaina LSZH / LSZH jacket - Cod. 0502713)	• DTB-Y (guaina PVC/ PVC jacket - Cod. 0505313) • DTB-P (guaina PUR/ PUR jacket - Cod. 0505310)	