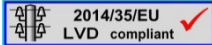
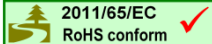




CAVI COASSIALI 75 OHM – SERIE ECO - Classe C_{ca} – s1a, d0, a1 – CPR UE 305/2011
COAXIAL CABLES 75 OHM – ECO SERIES – C_{ca} – s1a, d0, a1 Class – CPR UE 305/2011

POSA FISSA INTERNA – FIXED INSTALLATION (INDOOR ONLY)

ARTICOLO / ARTICLE codice / part number	ECO 301 CH 0607420 TCE19HH2 1(1,0/4,3)/M29	ECO 190 CH 0607433 TCE19HH2 1(1,0/4,3)/M29
 		
APPLICAZIONE/APPLICATION	ricezione segnali TV terrestri e satellitari systems for reception of digital TV signals (terrestrial and SAT)	ricezione segnali TV terrestri e satellitari systems for reception of digital TV signals (terrestrial and SAT)

COSTRUZIONE / CONSTRUCTION

conduttore / conductor	Cu - 1×1,00 mm Ø	Cu - 1×1,00 mm Ø
isolamento / insulation	PEE iniezione di gas Ø 4,30 mm gas-injected PEE Ø 4,30 mm	PEE iniezione di gas Ø 4,30 mm gas-injected PEE Ø 4,30 mm
schermatura / shield	nastro AL/PET/AL + treccia in Cu (k ≥ 40%) AL/PET/AL tape + Cu braid (k ≥ 40%)	nastro AL/PET/AL + treccia in CuSn (k ≥ 40%) AL/PET/AL tape + CuSn braid (k ≥ 40%)
separatore / separator	PET (opzionale) / PET (optional)	PET (opzionale) / PET (optional)
guaina esterna / outer jacket	mescola LSZH / LSZH compound (M29) Ø 6,00 mm colore bianco RAL9003 / white RAL 9003	mescola LSZH / LSZH compound (M29) Ø 6,00 mm colore bianco RAL9003 / white RAL 9003
peso indicativo / approx. weight	36 kg/km	35 kg/km

PROPRIETÀ ELETTRICHE E TRASMISSIVE [@ 20°C] / ELECTRICAL AND TRANSMITTING PROPERTIES [@ 20°C]

resistenza conduttore interno / inner conductor resistance	22 Ω/km			22 Ω/km		
resistenza schermatura / screen resistance	32 Ω/km			26 Ω/km		
capacità / capacitance	51 (± 2) pF/m			51 (± 2) pF/m		
velocità di propagazione / propagation velocity	85%			85%		
impedenza / impedance	75 (± 3) Ω			75 (± 3) Ω		
parametri trasmissivi / transmitting parameters	attenuation [dB/100m]	SRL [dB]	atten. screen [dB]	attenuation [dB/100m]	SRL [dB]	atten. screen [dB]
@ 5 MHz	1,8			1,6		
@ 50 MHz	4,7	> 28	> 75	4,7	> 28	> 75
@ 200 MHz	8,7	> 28	> 75	8,8	> 28	> 75
@ 470 MHz	13,6	> 28	> 75	13,7	> 28	> 75
@ 862 MHz	18,6	> 25	> 75	18,8	> 25	> 75
@ 1000 MHz	20,2	> 23	> 75	20,5	> 23	> 75
@ 1750 MHz	27,1	> 23	> 65	27,9	> 23	> 70
@ 2150 MHz	30,4	> 23	> 65	30,9	> 23	> 70
@ 3000 MHz	36,9			37,4		

ALTRE PROPRIETÀ / OTHER PROPERTIES

temperatura di funzionamento / operating temperature range	-20°C / +80°C	-20°C / +80°C
raggio min. di piegatura / min. bending radius	10 × Ø esterno cavo 10 × outer cable Ø	10 × Ø esterno cavo 10 × outer cable Ø
standard di riferimento / reference standard	<ul style="list-style-type: none"> • CEI EN 50117 (serie) • CEI 46-1 • CEI UNEL 36761 :2020 • IEC 60068-2-3 • EN 60811 • CEI UNEL 36762 • EN 50575 :2014+A1:2016 • EN 50399 :2011+A1 :2016 • EN 60332-1-2/A1 :2015 • UNI EN 13501-6 :2019 • CEI UNEL 35016:2016 • EN 60754-2 :2014+A1 :2020 • EN 61034-2 :2005+A2 :2020 • CEI 64-8;V4:2017 	<ul style="list-style-type: none"> • CEI EN 50117 (serie) • CEI 46-1 • CEI UNEL 36761 :2020 • IEC 60068-2-3 • EN 60811 • CEI UNEL 36762 • EN 50575 :2014+A1:2016 • EN 50399 :2011+A1 :2016 • EN 60332-1-2/A1 :2015 • UNI EN 13501-6 :2019 • CEI UNEL 35016:2016 • EN 60754-2 :2014+A1 :2020 • EN 61034-2 :2005+A2 :2020 • CEI 64-8;V4:2017
coesistenza / installation with energy cables	• ammessa con cavi per sistemi di I categoria aventi marcatura 450/750 V e 0,6/1 kV utilizzati per sistemi a tensione nominale verso terra (U ₀) fino a 400 V / suitable for installation with 450/750V and 0,6/1kV energy cables	
imballi disponibili / packaging	<ul style="list-style-type: none"> • BOX 6 × 100m (matassa / coils) • su richiesta / on request 500/1000m (bobina / drums) 	<ul style="list-style-type: none"> • BOX 6 × 100m (matassa / coils) • su richiesta / on request 500/1000m (bobina / drums)