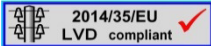
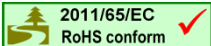




MULTIMEDIA / MULTIMEDIA

CAVI COASSIALI PER RADIOFREQUENZA 50 OHM "MIL TYPE" – SERIE RG COAXIAL CABLES FOR RADIO-FREQUENCY SYSTEMS 50 OHM "MIL TYPE" – RG SERIES

POSA FISSA INTERNA – FIXED INSTALLATION (INDOOR ONLY)

ARTICOLO / ARTICLE codice / part number	RG 58 A/U 0701219	RG 58 C/U NPI 0701218																								
 																										
APPLICAZIONE/APPLICATION	impianti radio-frequenza a 50 OHM di impedenza (RG "MIL type") 50 OHM radio-frequency systems (RG "MIL type")	impianti radio-frequenza a 50 OHM di impedenza (RG "MIL type") 50 OHM radio-frequency systems (RG "MIL type")																								
CONSTRUZIONE / CONSTRUCTION																										
conduttore / conductor	CuSn - 19x0,18 mm Ø	CuSn - 19x0,18 mm Ø																								
isolamento / insulation	PE Ø 2,95 mm	PE Ø 2,95 mm																								
schermatura / outer shielding	treccia in CuSn (k ≥ 82%) / CuSn braid (k ≥ 82%)	treccia in CuSn (k ≥ 90%) / CuSn braid (k ≥ 90%)																								
guaina esterna / outer jacket	PVC Ø 4,95 mm colore nero RAL9005 / black RAL9005	FR-PVC Ø 4,95 mm colore nero RAL9005 / black RAL9005																								
peso indicativo / approx. weight	36 kg/km	42 kg/km																								
PROPRIETÀ ELETTRICHE E TRASMISSIVE [@ 20°C] / ELECTRICAL AND TRANSMITTING PROPERTIES [@ 20°C]																										
resistenza conduttore interno / inner conductor resistance	38 Ω/km	38 Ω/km																								
resistenza schermatura / shield resistance	21,9 Ω/km	14,4 Ω/km																								
capacità / capacitance	99 pF/m	99 pF/m																								
velocità di propagazione / propagation velocity	67 %	67 %																								
impedenza / impedance	50 (± 2) Ω	50 (± 2) Ω																								
parametri trasmissivi / transmitting parameters	<table border="1"> <thead> <tr> <th>attenuation [dB/100m]</th> <th>SRL [dB]</th> </tr> </thead> <tbody> <tr> <td>@ 50 MHz</td> <td>> 30</td> </tr> <tr> <td>@ 200 MHz</td> <td>> 28</td> </tr> <tr> <td>@ 400 MHz</td> <td>> 28</td> </tr> <tr> <td>@ 862 MHz</td> <td>> 26</td> </tr> <tr> <td>@ 1000 MHz</td> <td>> 26</td> </tr> </tbody> </table>	attenuation [dB/100m]	SRL [dB]	@ 50 MHz	> 30	@ 200 MHz	> 28	@ 400 MHz	> 28	@ 862 MHz	> 26	@ 1000 MHz	> 26	<table border="1"> <thead> <tr> <th>attenuation [dB/100m]</th> <th>SRL [dB]</th> </tr> </thead> <tbody> <tr> <td>@ 50 MHz</td> <td>> 30</td> </tr> <tr> <td>@ 200 MHz</td> <td>> 28</td> </tr> <tr> <td>@ 400 MHz</td> <td>> 28</td> </tr> <tr> <td>@ 862 MHz</td> <td>> 26</td> </tr> <tr> <td>@ 1000 MHz</td> <td>> 26</td> </tr> </tbody> </table>	attenuation [dB/100m]	SRL [dB]	@ 50 MHz	> 30	@ 200 MHz	> 28	@ 400 MHz	> 28	@ 862 MHz	> 26	@ 1000 MHz	> 26
attenuation [dB/100m]	SRL [dB]																									
@ 50 MHz	> 30																									
@ 200 MHz	> 28																									
@ 400 MHz	> 28																									
@ 862 MHz	> 26																									
@ 1000 MHz	> 26																									
attenuation [dB/100m]	SRL [dB]																									
@ 50 MHz	> 30																									
@ 200 MHz	> 28																									
@ 400 MHz	> 28																									
@ 862 MHz	> 26																									
@ 1000 MHz	> 26																									
ALTRE PROPRIETÀ / OTHER PROPERTIES																										
temperatura di funzionamento / operating temperature range	-20°C / +80°C	-20°C / +80°C																								
raggio min. di piegatura / min. bending radius	10 × Ø esterno cavo 10 × outer cable Ø	10 × Ø esterno cavo 10 × outer cable Ø																								
standard di riferimento / reference standard	• MIL C 17 • IEC 61196-1 • CEI 20-52 • CEI UNEL 36762	• MIL C 17 • IEC 61196-1 • CEI 20-52 • CEI UNEL 36762																								
coesistenza / installation with energy cables	• ammessa con cavi per sistemi di I categoria aventi marcatura 450/750 V e 0,6/1 kV utilizzati per sistemi a tensione nominale verso terra (Uo) fino a 400 V / suitable for installation with 450/750V and 0,6/1kV energy cables																									
imballi disponibili / packaging	<ul style="list-style-type: none"> • 200m (matassa / coils) • 1000m (bobina / drums) • su richiesta / on request 100m (matassa / coils)- 500m (bobina / drums) 	<ul style="list-style-type: none"> • 100m (matassa / coils) • 1000m (bobina / drums) • su richiesta / on request 500m (bobina / drums) 																								
varianti costruttive / other versions	<ul style="list-style-type: none"> • RG 58 A/U TRIAXIAL (Cod. 0701209) • RG 58 A/U TRIAXIAL LSZH (guaina LSZH/ LSZH jacket – Cod. 0701214) 	<ul style="list-style-type: none"> • RG 58 C/U LSZH (guaina LSZH/ LSZH jacket – Cod. 0701210) • RG 58 C/U PE (guaina PE/ PE jacket – Cod. 0701212) 																								