




INDUSTRIA / INDUSTRY

CAVI PER APPARECCHIATURE ELETTRONICHE - EIA RS422/RS485 IN STANDARD MODBUS™ CABLES FOR ELECTRONIC DEVICES - EIA RS422/485 ACCORDING TO MODBUS™ STANDARD

POSA FISSA INTERNA - FIXED INSTALLATION (INDOOR ONLY)

ARTICOLO / ARTICLE	Y09729 2x2x24/7AWG (0,22mm ²)	Y09730 3x2x24/7AWG (0,22mm ²)	Y09728 4x2x24/7AWG (0,22mm ²)
codice / part number	0925072	0925073	0925074
			
APPLICAZIONE/APPLICATION	Collegamento in standard RS422/RS485 per comunicazione di dispositivi elettronici connessi alla stessa rete Communication of devices connected to the same network according to standard RS422/RS485		

CONSTRUZIONE / CONSTRUCTION

conduttore / conductor	CuSn - 7x0,20mm Ø (24/7AWG)	CuSn - 7x0,20mm Ø (24/7AWG)	CuSn - 7x0,20mm Ø (24/7AWG)
isolamento / insulation	PEE	PEE	PEE
colorazione e formazione coppia / pair colors and assembly	(1) nero + rosso / black + red (2) nero + bianco / black + white	(1) nero + rosso / black + red (2) nero + bianco / black + white (3) nero + verde / black + green	(1) nero + rosso / black + red (2) nero + bianco / black + white (3) nero + verde / black + green (4) nero + blu / black + blue
schermatura individuale della coppia / single pair shielding	nastro AL/PET ("Z-foil") + cond. continuità CuSn 24/7AWG AL/PET tape ("Z-foil") + CuSn drain wire 24/7AWG	nastro AL/PET ("Z-foil") + cond. continuità CuSn 24/7AWG AL/PET tape ("Z-foil") + CuSn drain wire 24/7AWG	nastro AL/PET ("Z-foil") + cond. continuità CuSn 24/7AWG AL/PET tape ("Z-foil") + CuSn drain wire 24/7AWG
assemblaggio coppie schermate / shielded pairs assembly	elementi riuniti e fasciati con nastro PET elements stranded together and wrapped with PET tape	elementi riuniti e fasciati con nastro PET elements stranded together and wrapped with PET tape	elementi riuniti e fasciati con nastro PET elements stranded together and wrapped with PET tape
guaina esterna / outer jacket	FR-PVC Ø 7,40 mm colore grigio RAL7001 / gray RAL7001	FR PVC Ø 8,10 mm colore grigio RAL7001 / gray RAL7001	FR PVC Ø 9,40 mm colore grigio RAL7001 / gray RAL7001
peso indicativo / approx. weight	67 kg/km	80 kg/km	104 kg/km

PROPRIETÀ ELETTRICHE E TRASMISSIVE [@ 20°C] / ELECTRICAL AND TRANSMITTING PROPERTIES [@ 20°C]

resistenza conduttore interno / inner conductor resistance	85 Ω/km	85 Ω/km	85 Ω/km
capacità C/C (C/S) / capacitance C/C (C/S)	50 (100) pF/m	50 (100) pF/m	50 (100) pF/m
impedenza / impedance	100 Ω	100 Ω	100 Ω
induttanza / inductance	0,75 mH/km	0,75 mH/km	0,75 mH/km
attenuazione / attenuation	2,5 dB/100m @ 400 kHz 3,0 dB/100m @ 1 MHz 5,1 dB/100m @ 4 MHz	2,5 dB/100m @ 400 kHz 3,0 dB/100m @ 1 MHz 5,1 dB/100m @ 4 MHz	2,5 dB/100m @ 400 kHz 3,0 dB/100m @ 1 MHz 5,1 dB/100m @ 4 MHz
velocità di propagazione / propagation velocity	75%	75%	75%
resistenza d'isolamento (min.) / insulation resistance (min.)	1,0 GΩxkm	1,0 GΩxkm	1,0 GΩxkm
tensione operativa (max) / operating voltage (max)	300 V non per uso potenza / not for power purposes	300 V non per uso potenza / not for power purposes	300 V non per uso potenza / not for power purposes

ALTRE PROPRIETÀ / OTHER PROPERTIES

temperatura di funzionamento / operating temperature range	-20°C / +60°C	-20°C / +60°C	-20°C / +60°C
calore rilasciato da combustione / heat released upon combustion	1260 MJ/km (0,350 kWh/m)	1405 MJ/km (0,390 kWh/m)	1827 MJ/km (0,506 kWh/m)
raggio min. di piegatura / min. bending radius	10 x Ø esterno cavo 10 x outer cable Ø	10 x Ø esterno cavo 10 x outer cable Ø	10 x Ø esterno cavo 10 x outer cable Ø
standard di riferimento / reference standard	<ul style="list-style-type: none"> UL 1581 (p.q.a.) • CEI 20-52 EN IEC 60332-1-2/A1:2015 CEI UNEL 36762 EIA RS485 (per tratte fino a 950 mt / up to 950 mt lengths) 	<ul style="list-style-type: none"> UL 1581 (p.q.a.) • CEI 20-52 EN IEC 60332-1-2/A1:2015 CEI UNEL 36762 EIA RS485 (per tratte fino a 1050 mt / up to 1050 mt lengths) 	<ul style="list-style-type: none"> UL 1581 (p.q.a.) • CEI 20-52 EN IEC 60332-1-2/A1:2015 CEI UNEL 36762 EIA RS485 (per tratte fino a 1050 mt / up to 1050 mt lengths)
coesistenza / installation with energy cables	• ammessa con cavi per sistemi di I categoria aventi marcatura 450/750 V e 0,6/1 kV utilizzati per sistemi a tensione nominale verso terra (U ₀) fino a 400 V / suitable for installation with 450/750V and 0,6/1kV energy cables		
imballi disponibili / packaging	<ul style="list-style-type: none"> 100m (matassa / coils) 500/1000m (bobina / drums) 	<ul style="list-style-type: none"> 100m (matassa / coils) 500/1000m (bobina / drums) 	<ul style="list-style-type: none"> 100m (matassa / coils) 500/1000m (bobina / drums)
versione accreditata UL/CSA / UL/CSA version	• su richiesta, disponibile su ordinativo minimo secondo AWM Style 20601 / AWM recognized version according to style 20601 can be set up on request with MOQ		
varianti costruttive / other versions	• H09729 LSZH (guaina LSZH / LSZH Jacket - Cod. 0926072)	• H09730 LSZH (guaina LSZH / LSZH Jacket - Cod. 0926073)	• H09728 LSZH (guaina LSZH / LSZH Jacket - Cod. 0926074)