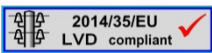
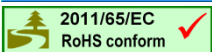





# MULTIMEDIA / MULTIMEDIA

## CAVI COMPOSTI PER VIDEOCONTROLLO DIGITALE – SERIE VDO COMPOSED CABLES FOR DIGITAL VIDEO SURVEILLANCE SYSTEMS – VDO SERIES

POSA FISSA INTERNA – FIXED INSTALLATION (INDOOR ONLY)

ARTICOLO / ARTICLE codice / part number	VDO 1900 0206160	VDO 1910 0206165	VDO 1920 0502585 Classe E <sub>ca</sub> CPR UE 305/2011
 			
APPLICAZIONE/APPLICATION	impianti video-controllo a segnale digitale con circuito di alimentazione digital video surveillance systems (with power supply)	impianti video-controllo a segnale digitale con circuito di alimentazione digital video surveillance systems (with power supply)	impianti video-controllo a segnale digitale digital video surveillance systems

### CONSTRUZIONE / CONSTRUCTION

elementi / elements	2×1,50mm <sup>2</sup> + 3×2×0,35mm <sup>2</sup>	2×1,00mm <sup>2</sup> + 1×2×0,35mm <sup>2</sup>	1×2×1,00mm <sup>2</sup>
conduttore / conductor	Cu - flessibile / flexible	Cu - flessibile / flexible	CuSn - flessibile / flexible
isolamento / insulation	PVC	PVC (1,00mm <sup>2</sup> ) PE (0,35mm <sup>2</sup> )	PE
colorazione anime (0,35mm <sup>2</sup> ) / core colors (0,35mm <sup>2</sup> )	bianco/marrone, marrone / white/brown, brown bianco/verde, verde / white/green, green bianco/arancio, arancio / white/orange, orange	bianco/blu, blu / white/blue, blue	---
colorazione anime (1,00mm <sup>2</sup> ) / core colors (1,00mm <sup>2</sup> )	---	verde, rosso / green, red	bianco, blu / white, blue
colorazione anime (1,50mm <sup>2</sup> ) / core colors (1,50mm <sup>2</sup> )	blu, rosso / blue, red	---	---
guaina esterna / outer jacket	PVC Ø 9,60 mm colore verde RAL6017 / green RAL6017	PVC Ø 8,00 mm colore giallo RAL1021 / yellow RAL1021	PVC Ø 6,80 mm colore giallo RAL1021 / yellow RAL1021
peso indicativo / approx. weight	115 kg/km	94 kg/km	60 kg/km

### PROPRIETÀ ELETTRICHE E TRASMISSIVE [ @ 20°C ] / ELECTRICAL AND TRANSMITTING PROPERTIES [ @ 20°C ]

resistenza conduttore (0,35mm <sup>2</sup> ) / conductor resistance (0,35mm <sup>2</sup> )	57,0 Ω/km	57,0 Ω/km	---
resistenza conduttore (1,00mm <sup>2</sup> ) / conductor resistance (1,00mm <sup>2</sup> )	---	19,5 Ω/km	19,5 Ω/km
resistenza conduttore (1,50mm <sup>2</sup> ) / conductor resistance (1,50mm <sup>2</sup> )	13,3 Ω/km	---	---
capacità coppie / pair capacitance	90 pF/m	60 pF/m	50 pF/m
impedenza coppia @ 1 MHz / pair impedance @ 1 MHz	---	100 Ω	100 Ω
tensione di prova / test voltage	2,0 kVac	2,0 kVac	2,0 kVac
resistenza d'isolamento (min.) / insulation resistance (min.)	20 MΩ×km	20 MΩ×km (PVC - 1,00mm <sup>2</sup> ) 10 GΩ×km (PE - 0,35mm <sup>2</sup> )	10 GΩ×km

### ALTRE PROPRIETÀ / OTHER PROPERTIES

tensione operativa (max) / operating voltage (max)	150V	150V	150V
temperatura di funzionamento / operating temperature range	-20°C / +80°C	-20°C / +80°C	-20°C / +80°C
raggio min. di piegatura / min. bending radius	10 × Ø esterno cavo 10 × outer cable Ø	10 × Ø esterno cavo 10 × outer cable Ø	10 × Ø esterno cavo 10 × outer cable Ø
standard di riferimento / reference standard	<ul style="list-style-type: none"> <li>• CEI 20-29 • CEI 20-52</li> <li>• CEI UNEL 36762</li> </ul>	<ul style="list-style-type: none"> <li>• CEI 20-29 • CEI 20-52</li> <li>• CEI 20-35/1-1 • IEC 60332-1 (serie)</li> <li>• Cpt. BPT/Came • CEI UNEL 36762</li> </ul>	<ul style="list-style-type: none"> <li>• CEI 20-29 • CEI 20-52</li> <li>• Cpt. BPT/Came • CEI UNEL 36762</li> <li>• EN 50575 :2014+A1:2016</li> <li>• EN 60332-1-2/A1:2015</li> <li>• CEI UNEL 35016:2016</li> <li>• UNI EN 13501-6 :2019</li> <li>• CEI 64-8;V4:2017</li> </ul>
coesistenza / installation with energy cables	• ammessa con cavi per sistemi di I categoria aventi marcatura 450/750 V e 0,6/1 kV utilizzati per sistemi a tensione nominale verso terra (U <sub>0</sub> ) fino a 400 V / suitable for installation with 450/750V and 0,6/1kV energy cables		
imballi disponibili / packaging	<ul style="list-style-type: none"> <li>• 100m (matassa / coils)</li> <li>• 500/1000m (bobina / drums)</li> </ul>	<ul style="list-style-type: none"> <li>• 100m (matassa / coils)</li> <li>• 500/1000m (bobina / drums)</li> </ul>	<ul style="list-style-type: none"> <li>• 100m (matassa / coils)</li> <li>• 500/1000m (bobina / drums)</li> </ul>