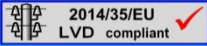
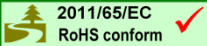





CAVI PER VIDEOCONTROLLO DIGITALE - SERIE VDO CABLES FOR DIGITAL VIDEO SURVEILLANCE SYSTEMS – VDO SERIES

POSA FISSA INTERNA (0502589 ANCHE ESTERNA) – FIXED INDOOR INSTALLATION (P/N 0502589 is also suitable for external installation)

ARTICOLO / ARTICLE codice / part number	VDO 1925 0502587 Classe E _{ca} CPR UE 305/2011	VDO 3120 0502588	VDO 3220 0502589
 			
APPLICAZIONE/APPLICATION	impianti video-controllo a segnale digitale <i>digital video surveillance systems</i>	impianti video-controllo a segnale digitale <i>digital video surveillance systems</i>	impianti video-controllo a segnale digitale <i>digital video surveillance systems</i>
COSTRUZIONE / CONSTRUCTION			
elementi / elements	1×2×0,35mm ² (22/19 AWG)	1×2×1,00mm ²	1×2×1,00mm ²
conduttore / conductor	CuSn - flessibile / flexible	Cu - flessibile / flexible	CuSn - flessibile / flexible
isolamento / insulation	PE	PE	PVC
colorazione e riunioni anime / core colors and assembly	bianco, arancio / white, orange	nero, rosso / black, red	nero, rosso / black, red
guaina esterna / outer jacket	FR-PVC Ø 5,40 mm colore arancio RAL2003 / orange RAL2003	FR-PVC Ø 6,20 mm colore verde RAL6028 / green RAL6028	PE Ø 6,50 mm colore nero RAL9005 / black RAL9005
peso indicativo / approx. weight	35 kg/km	55 kg/km	45 kg/km
PROPRIETÀ ELETTRICHE E TRASMISSIVE [@ 20°C] / ELECTRICAL AND TRANSMITTING PROPERTIES [@ 20°C]			
resistenza conduttore (max) / conductor resistance (max)	51,0 Ω/km	19,0 Ω/km	17,3 Ω/km
capacità coppia / pair capacitance	66 pF/m	76 pF/m	86,5 pF/m
impedenza coppia @ 1 MHz / pair impedance @ 1 MHz	100 Ω (±10%)	100 Ω (±15%)	100 Ω (±20%)
tensione di prova (C/C) / test voltage (C/C)	1,5 kVac/5 min	1,5 kVac/5 min	2,0 kVac
resistenza d'isolamento (min.) / insulation resistance (min.)	1 GΩ×km	1 GΩ×km	20 MΩ×km
ALTRE PROPRIETÀ / OTHER PROPERTIES			
tensione operativa (max) / operating voltage (max)	150V	150V	150V
temperatura di funzionamento / operating temperature range	-10°C / +70°C	-10°C / +70°C	-20°C / +80°C
raggio min. di piegatura / min. bending radius	10 × Ø esterno cavo 10 × outer cable Ø	10 × Ø esterno cavo 10 × outer cable Ø	10 × Ø esterno cavo 10 × outer cable Ø
standard di riferimento / reference standard	<ul style="list-style-type: none"> • CEI 20-29 • CEI 20-11 • Cpt. BPT/Came • CEI UNEL 36762 • EN 50575 :2014+A1:2016 • EN 60332-1-2/A1:2015 • CEI UNEL 35016:2016 • UNI EN 13501-6 :2019 • CEI 64-8;V4:2017 	<ul style="list-style-type: none"> • CEI 20-29 • CEI 20-52 • IEC 60332-1 (serie) • Cpt. COMELIT • CEI UNEL 36762 	<ul style="list-style-type: none"> • CEI 20-29 • CEI 20-52 • IEC 60332-1 (serie) • CEI 20-11 • Cpt. ELVOX • CEI UNEL 36762
coesistenza / installation with energy cables	• ammessa con cavi per sistemi di I categoria aventi marcatura 450/750 V e 0,6/1 kV utilizzati per sistemi a tensione nominale verso terra (U ₀) fino a 400 V / suitable for installation with 450/750V and 0,6/1kV energy cables		
imballi disponibili / packaging	<ul style="list-style-type: none"> • 100m (matassa / coils) • 500/1000m (bobina / drums) 	<ul style="list-style-type: none"> • 100m (matassa / coils) • 500/1000m (bobina / drums) 	<ul style="list-style-type: none"> • 100m (matassa / coils) • 500/1000m (bobina / drums)