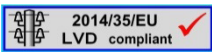
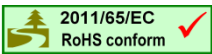





MULTIMEDIA / MULTIMEDIA

CAVI LAN DI CATEGORIA 6 (250 MHz) E 7 (600 MHz) PER CABLAGGIO ORIZZONTALE E "AREA DI LAVORO" SERIE DTB-H/DTB-P LAN CABLES CAT 6 (250 MHz) AND 7 (600 MHz) FOR HORIZONTAL AND WORK-AREA CABLING DTB-H/DTB-P SERIES

POSA FISSA INTERNA (0505324 ANCHE ESTERNA) – FIXED INDOOR INSTALLATION (P/N 0505324 is also suitable for external installation)

ARTICOLO / ARTICLE	DTB-H C-6 SF/UTP LSZH 4x2x23/1AWG (0,26 mm ²)	DTB-H C-7 S/FTP 4x2x23/1AWG (0,26 mm ²)	DTB-P C-7 FLEX S/FTP 4x2x23/7AWG (0,27 mm ²)
codice / part number	0562708 Classe B2 _{ca} s1a, d0,a1 CPR UE 305/2011	0502713	0505324
 			
APPLICAZIONE/APPLICATION	reti LAN di CAT.6 e 7 per applicazioni 10GBASE-T/10Gigabit EthernetTM (Classe E e F) LAN CAT.6 - 7 networks for 10GBASE-T/10Gigabit EthernetTM (E and F Class) applications	reti LAN di CAT.6 e 7 per applicazioni 10GBASE-T/10Gigabit EthernetTM (Classe E e F) LAN CAT.6 - 7 networks for 10GBASE-T/10Gigabit EthernetTM (E and F Class) applications	reti LAN di CAT.6 e 7 per applicazioni 10GBASE-T/10Gigabit EthernetTM (Classe E e F) LAN CAT.6 - 7 networks for 10GBASE-T/10Gigabit EthernetTM (E and F Class) applications

CONSTRUZIONE / CONSTRUCTION

conduttore / conductor	Cu - 1x0,57mm Ø (23/1AWG)	Cu - 1x0,57mm Ø (23/1AWG)	Cu - 7x0,22mm Ø (23/7AWG)
isolamento / insulation	PEE	PEE	PEE
colorazione e formazione coppia / pair colors and assembly	(1) bianco/blu+blu / white/blue+blue (2) bianco/arancio+arancio / white/orange+orange (3) bianco/verde+verde / white/green+green (4) bianco/marrone+marrone / white/brown+brown	(1) bianco+blu / white+blue (2) bianco+arancio / white+orange (3) bianco+verde / white+green (4) bianco+marrone / white+brown	(1) bianco+blu / white+blue (2) bianco+arancio / white+orange (3) bianco+verde / white+green (4) bianco+marrone / white+brown
schermatura su singole coppie / single pair shield	separatori a croce centrale / central cross-web filler	nastro AL/PET AL/PET tape	nastro AL/PET AL/PET tape
schermatura globale / global shield	nastro AL/PET + treccia in CuSn (k ≥ 55%) AL/PET tape + CuSn braid (k ≥ 55%)	treccia CuSn (k ≥ 50%) CuSn braid (k ≥ 50%)	treccia CuSn (k ≥ 65%) CuSn braid (k ≥ 65%)
guaina esterna / outer jacket	mescola FRNC-LSZH / LSZH compound Ø 7,50 mm colore arancio RAL2003 / orange RAL2003	mescola FRNC-LSZH / LSZH compound Ø 7,50 mm colore arancio RAL2003 / orange RAL2003	FR-HF-PUR Ø 8,50 mm colore nero RAL9005 / black RAL9005
peso indicativo / approx. weight	68 kg/km	69 kg/km	80 kg/km

PROPRIETÀ ELETTRICHE E TRASMISSIVE [@ 20°C] / ELECTRICAL AND TRANSMITTING PROPERTIES [@ 20°C]

resistenza conduttore Rc (max) / Rc conductor resistance (max)	7,45 Ω/100m				7,45 Ω/100m				7,20 Ω/100m			
capacità coppia / pair capacitance	46 pF/m				46 pF/m				44 pF/m			
impedenza / impedance	100 Ω (±15%)				100 Ω (±15%)				100 Ω (±15%)			
velocità e tempo di propagazione / propagation speed and time	75 % 460 nsec/100m (@ 100MHz)				75 % 460 nsec/100m (@ 100MHz)				75 % 470 nsec/100m (@ 100MHz)			
differenza tempi propagazione / difference between propagation times	25 nsec/100m max.				25 nsec/100m max.				25 nsec/100m max.			
parametri trasmissivi / transmitting parameters	ATTEN. [dB/100m]	PS-NEXT [dB]	PS-ELFEXT [dB/100m]	RL [dB]	ATTEN. [dB/100m]	PS-NEXT [dB]	PS-ELFEXT [dB/100m]	RL [dB]	ATTEN. [dB/100m]	PS-NEXT [dB]	PS-ELFEXT [dB/100m]	RL [dB]
@ 4 MHz	3,6	75	74	29	3,4	> 95	> 85	33	3,4	> 95	> 90	33
@ 31,25 MHz	10,2	62	52	30	9,7	89	82	33	10,3	89	81	33
@ 62,5 MHz	14,6	61	42	29	14,0	87	77	30	14,8	87	78	30
@ 100 MHz	18,7	54	36	27	17,8	85	74	28	18,5	85	74	28
@ 155 MHz	23,8	51	34	25	22,4	83	70	26	23,6	83	70	26
@ 250 MHz	30,9	43	31	23					30,1	80	60	25
@ 600 MHz					45,3	74	46	22	43,3	76	51	23
impedenza di trasferimento / transfer impedance	10 mΩ/m @ 1 MHz 30 mΩ/m @ 30 MHz				10 mΩ/m @ 1 MHz 30 mΩ/m @ 30 MHz				10 mΩ/m @ 1 MHz 30 mΩ/m @ 30 MHz			
resistenza d'isolamento (min.) / insulation resistance (min.)	5,0 GΩxkm				5,0 GΩxkm				5,0 GΩxkm			
tensione operativa (max) / operating voltage (max)	125 V non per uso potenza / not for power purposes				125 V non per uso potenza / not for power purposes				125 V non per uso potenza / not for power purposes			

ALTRE PROPRIETÀ / OTHER PROPERTIES

temperatura di funzionamento / operating temperature range	-20°C / +75°C				-20°C / +75°C				-40°C / +80°C			
calore rilasciato da combustione / heat released upon combustion	742 MJ/km (0,206 kWh/m)				620 MJ/km (0,172 kWh/m)				826 MJ/km (0,229 kWh/m)			
raggio min. di piegatura / min. bending radius	10 x Ø esterno cavo 10 x outer cable Ø				10 x Ø esterno cavo 10 x outer cable Ø				10 x Ø esterno cavo 10 x outer cable Ø			
standard di riferimento / reference standard	<ul style="list-style-type: none"> EN 50288-5-1 • CEI UNEL 36762 EN 50399 • EN 50575 :2014+A1 :2016 EN 60332-1-2/A1 :2015 • UNI EN 13501-6 :2019 CEI UNEL 35016:2016 • EN 60754-2/A1 EN 61034-2/A2 :2020 • CEI 64-8-V4:2017 				<ul style="list-style-type: none"> EN 50288-4-1 • CEI UNEL 36762 EN 60332-1-2/A1 :2015 EN 61034-2/A2 :2020 • CEI 64-8-V4:2017 				<ul style="list-style-type: none"> EN 50288-4-1 • CEI UNEL 36762 EN 60332-1-2/A1 :2015 			
coesistenza / installation with energy cables	<ul style="list-style-type: none"> ammessa con cavi per sistemi di I categoria aventi marcatura 450/750 V e 0,6/1 kV utilizzati per sistemi a tensione nominale verso terra (Uo) fino a 400 V / suitable for installation with 450/750V and 0,6/1kV energy cables 											
imballi disponibili / packaging	<ul style="list-style-type: none"> 100m (matassa / coils) 1000m / 500m (bobina / drums) 				<ul style="list-style-type: none"> 100m (matassa / coils) 1000m / 500m (bobina / drums) 				<ul style="list-style-type: none"> 100m (matassa / coils) 1000m / 500m (bobina / drums) 			